



# SOUTH MARCH PUBLIC SCHOOL

**SMPS Family Update - Monday, November 30, 2020**

*Proud, Positive, Powerful Penguins*

Welcome to another great week at South March!



Parents are required to screen their children daily for symptoms of COVID-19 **BEFORE SENDING THEM TO SCHOOL.** Use this [online tool](#) provided by Ottawa Public Health to do daily screening. We need to all work together, to ensure our school remains safe.

Hello SMPS Families!

I hope you had a great weekend. This week we say goodbye to Barb Martinez (acting-VP) and welcome Meghan Schuler as Acting-VP beginning on Tuesday, December 1. I would also like to welcome **Sandra Browne-Kealey and Hailey Essiambre** to the SMPS staff. Sandra has been hired as a 50% Learning resource Teacher (LRT) and Hailey has been hired to teach Kindergarten.

### Drop-off/pick-up Zones

During drop-off (9:00 - 9:20) and pick-up (3:30 - 4:00) **THE SCHOOL PARKING LOT IS ONLY OPEN TO FAMILIES in Kindergarten and Grade 1 - as per the original plan.** We have limited parking so it is important that you use the assigned zones assigned to you at the start of the school year.

### Are you driving your child to/from school?

If you are dropping off/picking up our child in **ZONE #3 (see map attached)** and accessing the school property via the pathway from Marconi Avenue please ensure that you are doing so safely. *We have had a few reports of:*

- ★ Students are being dropped off and getting out of their vehicles into traffic on Marconi Ave
- ★ Vehicles pulling into and in some cases parking on private driveways.

### What are the alternatives?

- ★ Continue to walk your child to/from school
- ★ Park safely and walk your child(ren) to the pathway
- ★ Park safely on Kinghorn Crescent or in the parking lot near the ice rink and walk your child to the school property



### Our School Needs New Crossing Guards!

It takes a dedicated person to brave the cold and rain. Give back to your community and earn extra income safely during COVID-19 by working outside where social distancing is possible.

#### **Maxwell Bridge at Marconi/Celtic Ridge**

8:30-9:10 (\$16.75 per shift) & 3:25-4:05 (\$16.75 per shift)

**For more details and to apply, visit : <https://bit.ly/34WXnbp>**

*The Ottawa Safety Council is a local charitable non-profit organization with over 50 years of service to the City of Ottawa. We deliver the Adult Crossing Guard Program throughout Ottawa. We work hard to identify, recruit, hire and train reliable people that are invested in the safety of their community and we need your help! We provide training and gear.*

### 2-step whistle system at Crossing Guard Locations

Please find attached information about the new 2-step whistle system that we are implementing at all Crossing Guard locations across Ottawa over the next several weeks.



### **REMINDER: Winter clothing/Indoor shoes**

COVID has required us to review how we will manage jackets, boots, hats, mitts, etc at school this winter. The first step has been to look at ways to spread students out in the hallways when transitioning to/from the school yard. The second step is examining how we will reduce potential clutter and touch points by ensuring students' clothing/items are limited and neatly stored when not in use. Here is what we will be doing - thank you for your help reinforcing these guidelines with your child(ren)

- ★ Indoor shoes can remain at school. Shoes are stored inside a designated cubby or on the top rack of their designated space when not used... never on the floor
- ★ Students have/or will soon have a designated spot to hang their outside clothing
- ★ Students will use their school bags to store their hats/mitts during the day (and not on the floor)
- ★ Students need to continue to limit personal effects brought to class: Students are only to bring essentials to school (shoes, lunch bag and school work as needed). We need to reduce unnecessary items as we do not have a lot of space. No toys, games, extra materials, extra sweaters, etc
- ★ At the end of the day all items must be taken home. There cannot be anything left in the hallways, hooks etc (*with the exceptions of indoor shoes and change of clothing for kindergarten students*)



Our drop-off and pick-up routines are different this year in order to avoid large clumps of students and adults at entry and dismissal times. Parents will remain off school property and staff will direct students to the correct entry/exit door. This arrangement is to help our community remain healthy.

## Morning Drop-off

**\*\*\*\* FIRST WEEK OF SCHOOL STUDENTS WILL LINE UP OUTSIDE**

**Starting the 2nd week:** Children will enter the school immediately upon arrival. We ask that you come as close to 9:15 as possible.

Grade 2-6 students arriving by car (with no kindergarten or grade 1 siblings)

**ZONE #1:** Drop-off point is Sandhill Road.

- Please park and walk your child to the stairs. There will be a teacher at the bottom of the stairs to direct your child(ren).

Kindergarten and grade 1 students (with their older SMPS siblings)

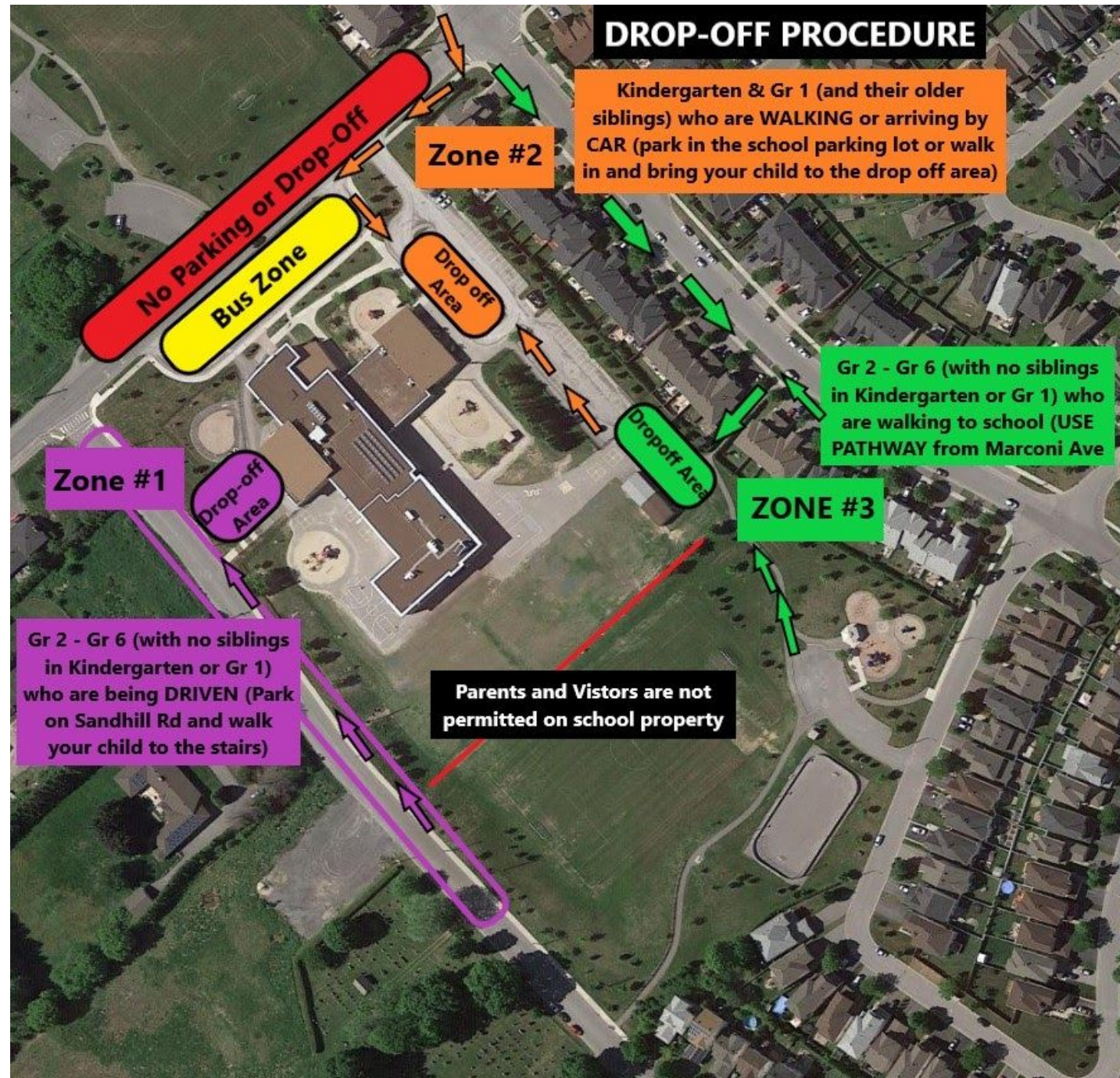
**ZONE #2:** Drop-off point is the side parking lot.

- Parents asked to park in the school parking lot, and walk their children to the kiss and ride loop (blocked off to cars) where teachers will assist your child(ren).
- We ask you to remain behind the painted line in the kiss and ride loop.

Walkers

**ZONE #3:** Please enter the school grounds through the pathway off Marconi Ave.

- There will be a teacher to direct your child(ren) once they are at school property.



# Afternoon pick-up

Grade 2-6 students arriving by car (with no kindergarten or grade 1 siblings)

**ZONE #1:** Pickup point is Sandhill Road.

- Please park and walk to the stairs.
- There will be a teacher at the bottom of the stairs, and when they see their parents, your child and siblings, will be dismissed to walk up the stairs to you.
- This may be a slow process at first, and we ask for your patience.

Kindergarten and grade 1 students (with their older SMPS siblings)

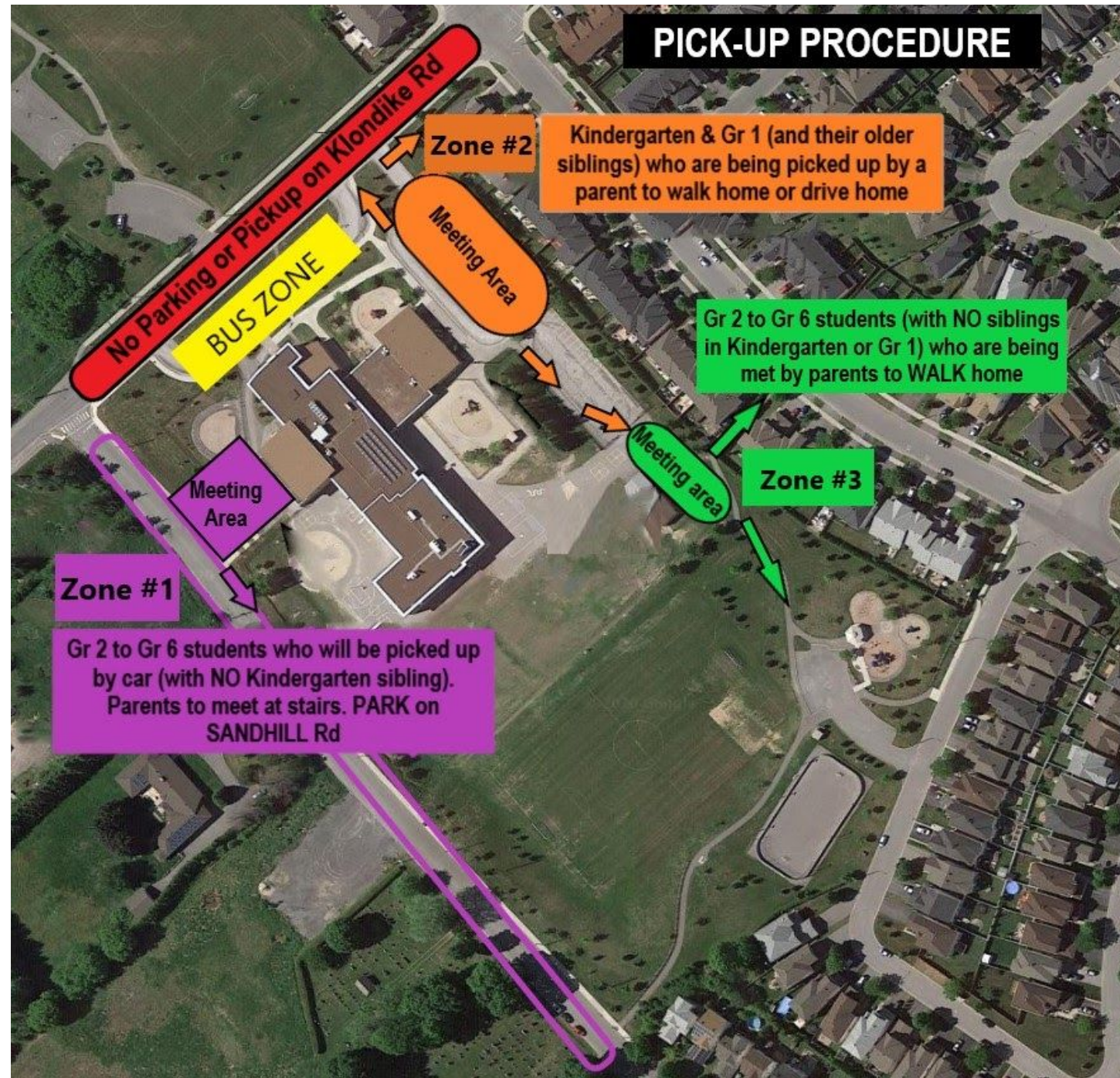
**ZONE #2:** Pickup point is the side parking lot.

- Parents are asked to park in the school parking lot, and wait behind the painted line in the kiss and ride loop (blocked off to cars).
- Educators will connect you to your children - kinder, grade 1 and siblings - in a safe manner so we can ensure our youngest students are with their parents / caregivers.
- This may be a slow process at first, and we ask for your patience

Walkers

**ZONE #3:** Students will gather with a teacher supervisor near the pathway off Marconi Ave.

- We ask parents to wait patiently as we have visual contact with parents and dismiss your child(ren) to you.
- As you wait, please stay safe by maintaining your distance from other parents.
- Older students (and some with younger students who accompany them) will be released to walk home independently






# CROSSING GUARD

# 2-STEP WHISTLE

# SYSTEM



The Ottawa Safety Council (OSC) is rolling out a **2-step electronic whistle system** at all crossing guard locations across Ottawa. Whistles help crossing guard's communicate with pedestrians and motorists.

## How it works:

### STEP 1

#### One

**long whistle blast =**  
Motorists pay attention! The crossing guard is entering the crosswalk.

### STEP 2

#### Two

**short whistle blasts =**  
Pedestrians, it is safe to start crossing.

**Motorists!** If you hear a crossing guard's whistle – be on high alert.

**Pedestrians!** Always listen to your crossing guard and wait until they say it's safe to go!



ottawa  
safety  
council | conseil de  
sécurité  
d'ottawa